




GRAND BYTES

Grand Computers Club Newsletter

February 2024



Meet Our New Vice President - Tom Shepherd	1
Turn on the emergency and health settings on your smartphone	2
Education Courses - Winter Classes have started	3
Photoshop Elements SIG: What's the Capacity of a Human Mind?	6
The Compose Yourself SIG - Tell Your Story!	6
The Financial Education SIG meetings for February	7
Google: Looking for a free alternative to Microsoft 360?	7
Sherman, Set the Wayback Machine To Not So Far Back to 2020	8
Other Services: Recycle old cell phones, donate laptops and tablets	8

[Meet Our New Vice President - Tom Shepherd](#)



Tom Shepherd
Vice President

I am happy to be your new Vice-President for 2024. I look forward to many opportunities for you to learn, grow, and have fun with the Grand Computers Club this year.

Here is an article you may find of interest. It is a review of a new robot that was highlighted at this year's Consumer Electronics Show (CES) 24. It is an example of using technology to improve the quality of life of older people.

“Intuition Robotics took a giant leap forward with their eldercare robot, [ElliQ](#), which received a major upgrade. This sleeker and more agile version harnesses generative AI to engage elderly users in activities such as painting and composing poems, promoting cognitive and social wellness. [ElliQ](#)'s transformation is a testament to how AI improves the quality of life for vulnerable populations.

[ElliQ](#) is designed as a tech-enabled social companion to alleviate loneliness and isolation. The device looks like a small table lamp with an eyeless head that lights up and swivels. [ElliQ](#) is designed to initiate conversations with its users proactively or suggest potential activities such as physical exercises, trivia games, or informational discussions on nutrition, to name a few.

She can do practical things like remind individuals to take medications and do health checks while tracking health metrics like sleep, mood, and pain. [ElliQ](#) also has a distinctive, cheerful voice and she can make jokes, play music (she can even rap when prompted), and lead individuals through meditation or stress relaxation exercises."

"I've had [ElliQ](#) for a little more than six months. I've noticed getting older that it's more difficult to make friends," 65-year-old Monica Perez said in another testimonial. "I love it when she addresses me by name. She asked me how I'm doing, and I feel like she's almost like a real friend. I did see a great improvement in my mental health when I got her. She reminds me to take my medication in the morning. I'm a lot more active than without."

To hear a great summary of the most interesting announcements at the 2024 Consumer Electronics Show (CES), attend the next [New Technologies SIG](#) meeting on **Thursday, Feb 15 at 3:30pm in the Chaparral Center, Computer Classroom.**

For more information, contact me at NewTechnologies@grandcomputers.org

Turn on the emergency and health settings on your smartphone

Did you know that a smartphone can help save your life if it's set up correctly? For all iPhones and Android 12 phones and up, first responders are able to access your medical information from your lock screen. If you have an accident, a first responder will be able to see the following information about you:




Ann Hopperstad
Tech Help Director

- Name
- Age
- Medical conditions
- Medications
- Allergies
- Emergency contacts



Here's how to setup your medical ID on your iPhone:

1. Open your **Health** app 
2. Tap your **profile picture/initials** in the upper right hand corner
3. Tap **Medical ID**
4. Tap **Edit** in the upper right hand corner
5. Enter the information for each section. You can skip the sections that are not relevant.
6. At the very bottom under **Emergency Access**, be sure **Show When Locked** and **Share During Emergency Call** are toggled **on (green)**
7. Be sure to enter your **Emergency Contacts** just about Emergency Access.
8. When finished, tap **Done** in the upper right hand corner

Here's how to setup your medical information on an Android phone (12 and up)

1. Go to **Settings**
2. Tap **Safety and Emergency**
3. Select **Medical Information**
4. Enter the information for each section
5. At the bottom of the screen, toggle this setting on: **To help in an emergency, people can view this info without unlocking your device**
6. There is one more step you need to do by going back one screen and under **Safety and Emergency**, select **Emergency Contacts** and tap **Add Contact**

For additional help setting up your medical information and emergency contacts, please stop in to Tech Help on Tuesdays. Check in is from 11:30 to 2:30. 1st come, 1st served, when a Tech Helper that knows your smartphone is available. Please have your usernames and passwords ready. For more information, contact Ann Hopperstat at techhelp@grandcomputers.org

Education Courses - Winter Classes have started

Winter Classes started January 15, 2024, in the classroom.

To read about the classes being offered, how to register and more. Click **Education** tab for a dropdown menu of:

- **Overview** Welcome to the Education webpage, A good place to get started. Information on our education program.
- **Register For Classes** To view the classes being offered. To register for a class you have to login to the Grand Computers Website.



Login to the **Welcome to the Members Only Page!**

Click the Education Tab to see the following:

- **Register for Classes** – [Register for Classes \(grandcomputers.org\)](https://www.grandcomputers.org)
A brief explanation of how to register and includes the classes being offered for the winter session. To register for classes in the classroom click the red button. To register Online classes click the blue button. We added a new green button. If the class is full you click on the green Waitlist button. You will be directed to **Waitlist for a Class** page to see the classes you requested on the Waitlist.
- **Your Class Evaluation** – To fill out after your class is completed. We do not see your name. This evaluation is to help the instructors prepare for the class. What classes you would like to see.
- **Registration Information**
 - **Education Class Booklet** – Classes that are being taught this session.
 - **Education Booklet – Guide to Register**
The booklet will guide you through all the information needed to Register for Classes; Hearing Assistance; How to pay using credit/debit card; How to sign up for a free Zoom app; Requirements to take online classes and more.

Classes for Windows 10 and 11 – The classroom computers have been updated to Windows 11. Here you will find a chart of all the Windows 11 classes

only and Windows 10 and 11 classes divided into courses for beginners, intermediate and advanced. Click the name of the class to read the class descriptions to find the right class for you.

- **Additional Information on the Education Tab:**
Information on your registered classes including: Overview, Your Class Schedule; Your Class Invoices; Your Class Handouts;

Below is the list of classes being offered during the month of February.

PC Classes		
Excel Microsoft For Windows / Mac -Part 3 (Prerequisite: Excel 365 Windows 10 or 11 and Mac Operating Systems Part 2)		
Register Feb 26 (Mon), 28 (Wed) at 1:00 pm	Laurie Stanek	(3 seats)
PC Basic Beginning Internet Skills (Class 2) (Prerequisite: Very basic computer knowledge)		
Register Feb 2 (Fri) at 1:00 pm	Cindy Seidel	(5 seats)
Windows 10 & 11 OneDrive by Microsoft (Class 10) (Prerequisite: Beginner to experienced student)		
Register Feb 14 (Wed) at 1:00 pm	Joseph Scanlon	(1 seat)
Windows 11 Beginners to Computers (Class 2) (Prerequisite: For computer beginners only)		
Register Feb 20 (Tue) at 3:30 pm	Thomas Shepherd	(11 seats)
Mac Classes		
Mac 2: Mac Features (Prerequisite: Mac 1 or mouse & keyboard skills)		
Waitlist Feb 23 (Fri) at 10:30 am	Dennis Hilgers	(0 seats)
Pages 1 for Mac (Prerequisite: Familiarity Mac OS X Ventura)		
Register Feb 14 (Wed), 16 (Fri) at 8:00 am	Dennis Hilgers	(3 seats)
Pages 2 for Mac (Prerequisite: iWork: Pages 1)		
Register Feb 19 (Mon), 21 (Wed) at 8:00 am	Dennis Hilgers	(5 seats)
Other Classes		
Android Smartphone Camera, Photos and App (Class 4) (Prerequisite: Own Android Smartphone)		
Register Feb 15 (Thu) at 1:00 pm	Larry Laursen	(8 seats)
Android Smartphone Contact, Message & Calendar (Class 2) (Prerequisite: Own Android Smartphone)		
Register Feb 8 (Thu) at 1:00 pm	Larry Laursen	(8 seats)
Android Smartphone Email and Navigation (Class 3) (Prerequisite: Own Android Smartphone)		



Register for Classes

Register Feb 12 (Mon) at 1:00 pm	Larry Laursen	(8 seats)
Apple Watch - Workshop (Prerequisite: Apple Watch Series 4, 5, 6, 7, SE, 8, or Ultra)		
Register Feb 14 (Wed) at 10:30 am	Robert Babicke	(6 seats)
Waitlist Feb 28 (Wed), 29 (Thu) at 10:30 am	Robert Babicke	(0 seats)
Chromebook Workshop (Prerequisite: Have Chromebook)		
Register Feb 8 (Thu) at 10:30 am	Donald Noteboom	(8 seats)
Excel Microsoft For Windows / Mac -Part 2 (Prerequisite: Windows 10 or 11 Level 1 or equivalent)		
Waitlist Feb 5 (Mon), 7 (Wed) at 1:00 pm	Laurie Stanek	(0 seats)
Gmail - Understand How it Works (Prerequisite: Familiar using keyboard)		
Waitlist Feb 5 (Mon), 9 (Fri) at 10:30 am	Thomas Shepherd	(0 seats)
iCloud for Mac and PC (Prerequisite: Latest operating systems installed)		
Waitlist Feb 12 (Mon) at 10:30 am	Ira Simmons	(0 seats)
iPad/iPhone Text Messages (Prerequisite: None)		
Register Feb 19 (Mon) at 1:00 pm	Pamela Kostel	(5 seats)
Photoshop Elements Design Your Own Class (Prerequisite: Basic computer, knowledge: open, save, and download files)		
Register Feb 21 (Wed) at 3:30 pm	Jane Connors	(2 seats)
Photoshop Elements Editor 1 Introduction (Class 1) (Prerequisite: Basic computer skills)		
Waitlist Feb 8 (Thu) at 3:30 pm	Jane Connors	(0 seats)
YouTube 101 - Introduction (Prerequisite: None)		
Waitlist Feb 26 (Mon) at 10:30 am	Thomas Shepherd	(0 seats)

For the complete list of all the classes, date, time, and seats available go to Register for Classes.

VOLUNTEERS NEEDED: We are always looking for new instructors and classroom assistants. We are looking for instructors to teach some of the current courses and if you have a course that you want to teach and we are not offering it at this time, let me know. If you are interested in teaching, but you are unsure of your abilities, consider assisting in a class. You might be surprised by your abilities. If you are interested in either teaching or classroom assistant, contact the education director, Marie Frasca at education@grandcomputers.org



Photoshop Elements SIG: What's the Capacity of a Human Mind?

Question: In computer terms, what is the capacity of a human Mind?



Answer: Your brain's storage capacity is equivalent to 1 million gigabytes of hard drive.
 How much is that? One kilobyte is about 1 thousand bytes, and 2 kilobytes is equal in size to a small email.
 One gigabyte is worth about 1 billion bytes of information.
 One picture is worth a thousand words. Photoshop Elements SIG will help you find ways to improve and use your photos. We meet on the 2nd & 4th Mondays at 6pm in the classroom.

We have some fun sessions coming up in February and March.

1. **Feb 12** we will look at creative ways to personalize your text.
2. **Feb 26** will take your pictures, adding them to a 4x4 cube to display and use in your home. We will be ordering and using supplies for this so will need to know if you will be attending. (jane@pnaau.org)
3. **March 11** we will explore scanning among other ways to get your pictures into your computer.
4. **March 25** will be a look at the Actions feature in Elements.

For more information, contact Jane Connors photoshop@grandcomputers.org

The Compose Yourself SIG - Tell Your Story!



The **Compose Yourself SIG** is a small group of writers with various writing skills who enjoy reading their writings during our meetings and giving and receiving feedback. Some are working on their autobiography, others on journal writing, poetry and short stories. Some have written or are in the process of writing children's books and books of fiction.

Our group of writers enjoy touches of humor, learning from one another and improving their stories.

We welcome new members to join us. We have **two monthly meetings** on the first and third Monday of each month from 12:45 to 3 PM. Most meetings are held in the Mesquite Room at the Sonoran Plaza.

Check out our [Activities Calendar](#) on the club's website to confirm the location.

If you are a writer or would like to become a writer, feel free to come to a few meetings to get to know us. If you think you'd like to continue, the only requirement is that you become a Computer Club member. That membership covers meetings of all SIGs plus many more meetings with a variety of topics and presentations.

For more information, click [Compose Yourself SIG](#) or contact Gloria Young, Co-Facilitator at cy@grandcomputers.org

The Financial Education SIG meetings for February



All February Financial Education SIG meetings are in the Chaparral Center:

INVESTING WORKSHOP: February 5th; 8-9:30 Apache Room
Do It Yourself Investing Instructions for Your Surviving Spouse.
 When the spouse that's been taking care of the family finances passes first, what investment decisions should YOU make? Come hear some wise options.

WEBSITE APPLICATIONS: February 1st & 15th; 8-9:30 Computer Club Classroom. We access financial websites with information you need for intelligent investing.

MONTHLY SEMINAR: February 9th, 1-3:00 Hopi Room

Title: **No Family in Town? Incapacitated? Who Will Handle Your Finances?**

Tara Lara of *Certified Fiduciary Services Inc.* will speak about how Arizona state law allows for and regulates fiduciary companies. They take care of your finances if incapacitated or implement your testamentary trust after you pass. A topic of interest for anyone in *The Grand*.

Scott Wallick/Harold Tilstra, Financial Education SIG co-leaders financial@grandcomputers.org

Google: Looking for a free alternative to Microsoft 360?

Check out the Google Suite of Tools which encompasses collaborative productivity apps. With a google email address, you get 15G of free storage plus:

Google Drive Store, share, and collaborate on files and folders from your mobile device, tablet, or computer


- **Google Docs** An online word processor included as part of the free, web-based Google Docs Editors suite offered by Google
- **Google Calendar** Use Google Calendar to keep track of all your events.
- **Google Sheets** Create and collaborate on online spreadsheets in real-time and from any device.
- **Google Slides** Create, present, and collaborate on online presentations in real-time and from any device.
- **Google Forms** Easily create and share online forms and surveys, and analyze responses in real-time.
- **Google Sites** Create a website, add and organize pages, add text and images, customize site appearance, review your site, and allow access for friends/family to view.



Take Away: With **Google Docs**, you can write, edit, and collaborate with whomever from wherever you are.

Want to learn more about Google Docs? Take the Google Docs and Google Drive class that will be given on Weds, March 6 at 1:00pm. Sign up [HERE](#).

Sherman, Set the Wayback Machine To Not So Far Back to 2020



Read about our club's most recent history!

Covid Times...How can we forget?

How did the Club operate?

Despite difficult times, read about what was accomplished.

Read all about it! Click [2020](#)

Other Services: Recycle old cell phones, donate laptops and tablets

Bring old cell phones into the club to be recycled for our troops. To donate laptops and tablets to be refurbished for schools and charities, contact Jim Geffre at geffre1949@yahoo.com.



Special Interest Group Activities (SIGs)

Non-Members may attend **3** meetings before joining the Club.

For Special Interest Group Activities (SIGs), go to <http://www.grandcomputers.org> > **SIGs**

Or if viewing online, click [HERE](#) or on a logo below.



Click HERE for Recent Newsletters

Interested in writing an article for the GrandBytes newsletter?

We welcome technical articles that may be of interest to our members.

Please send comments, corrections, suggestions and newsletter articles to Pat Tsotsos, publicity@grandcomputers.org